



WATER & ENERGY SOLUTIONS SINCE 1969



Laundry

www.kemcosystems.com

Our Story

Kemco Systems, the industry leader since 1969, designs custom systems that are built to the highest standards of excellence. Whatever your water handling requirements, your savings begin with low installation costs and continue with significantly lower operating costs. Kemco Systems offers outstanding quality, exceptional reliability, and top value for your energy dollar.

Satisfying your energy and water needs means choosing the best solution specific to your industry. Kemco Systems specifies, designs and manufactures full systems including: Water Reuse/ Recycling, Wastewater Treatment, Wastewater Filtration, Efficient Water Heating, High Pressure Pumping, Wastewater Heat Recovery, Stack Heat Recovery, Industrial Chilling, and Total System Monitoring with turnkey solutions.

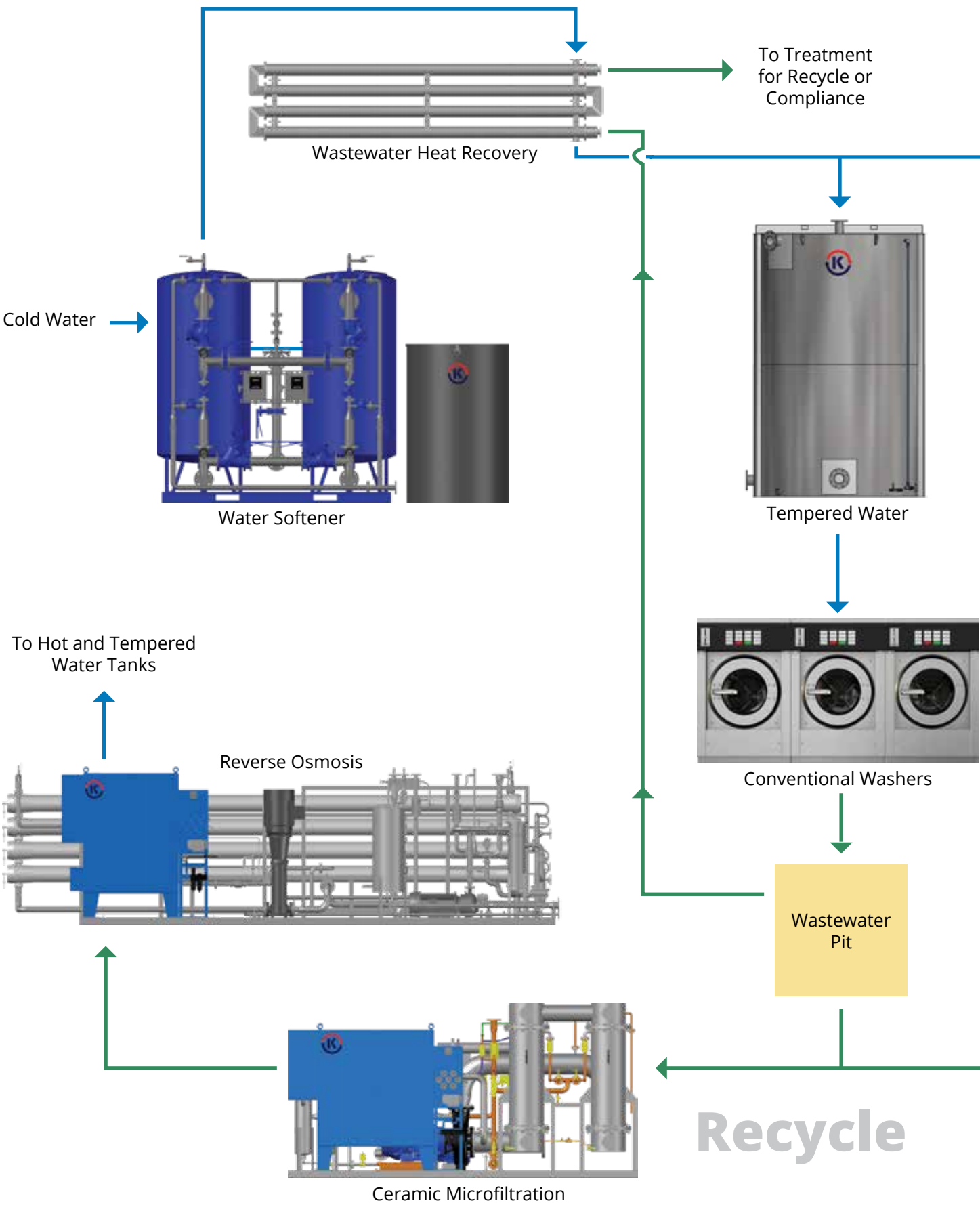
Kemco’s knowledge and experience has provided over 5,000 systems worldwide to the laundry, food, concrete, textile and automotive industries.



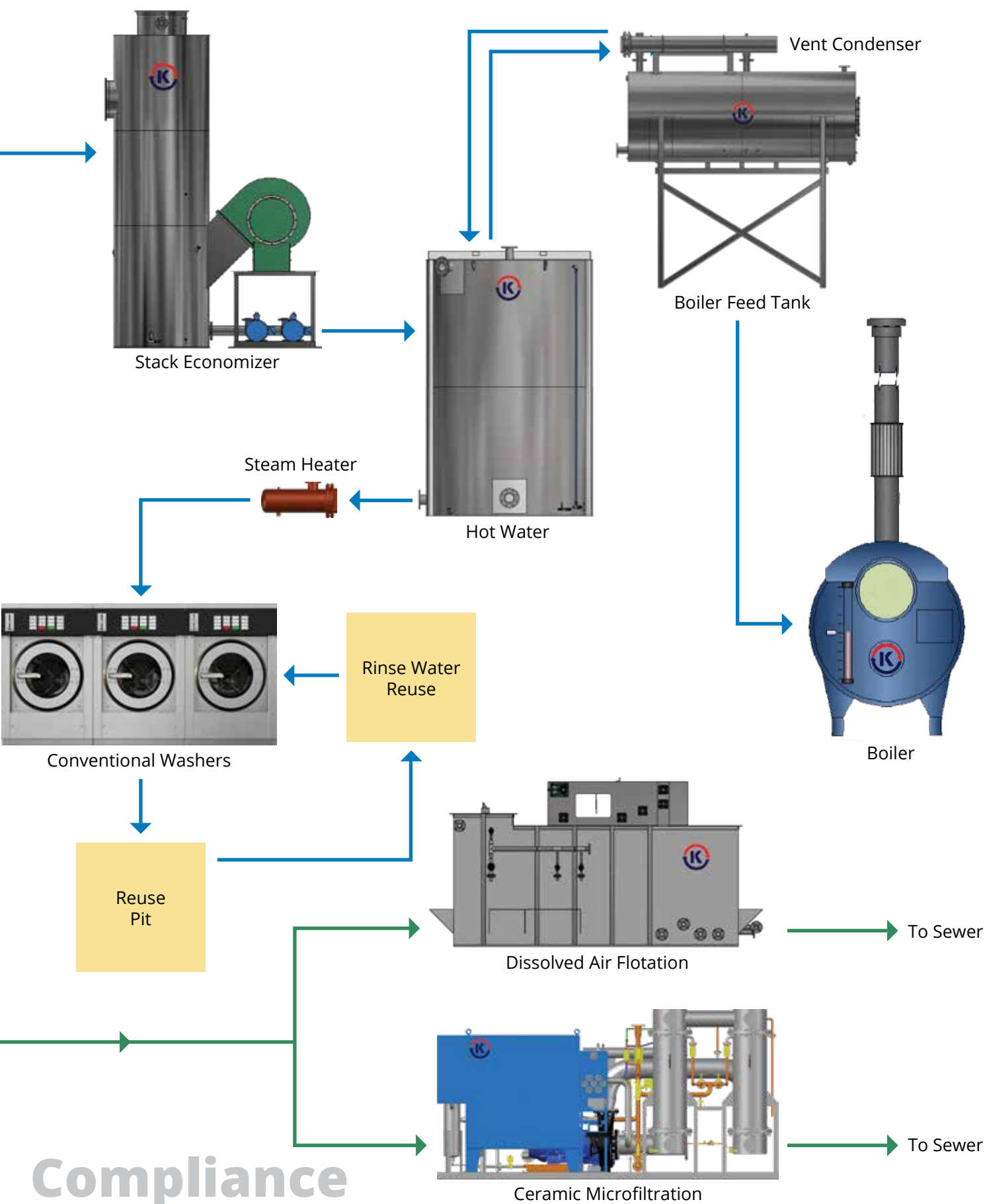
Contents

Standard Uniform Laundry Flows		1
Conventional Washer - Stack Economizer	1	
Conventional Washer - Direct Contact	3	
Mixed Plant - Stack Economizer	5	
Mixed Plant - Direct Contact	7	
Water Conditioning		10
Water Softeners	11	
Reverse Osmosis	13	
Open Tank Water Distribution		16
Open Water Systems	17	
Low-Pressure Pumps	19	
Direct Contact Water Heaters		22
TE-100 Series	23	
GP Series	25	
Waste Heat Recovery		28
Flash Steam Heat Recovery	29	
Vent Condenser	30	
Wastewater Heat Recovery	31	
Heat Reclaimer	32	
Flue Gas Heat Recovery	33	
Condensing Stack Economizer	34	
Heat Exchangers	35	
Condensate Cooler	36	
Steam Heater	36	
Wastewater Pretreatment & Recycling		38
Physical - Chemical	39	
pH Control	40	
DAF	41	
Sludge Dewatering	43	
Filter Press	44	
Coarse Filtration	45	
Hydrocyclone	46	
Stationary Wedge Wire Screen	47	
Shaker Screen	48	
Membrane Filtration	49	
Ceramic Microfiltration	50	
Reverse Osmosis	51	
CMF/RO Combination	53	
Controls		56
Monarch (Total System Monitoring)	57	
Relay Logic	58	
Programmable Logic Controller (PLC)	58	
Service & Support		60

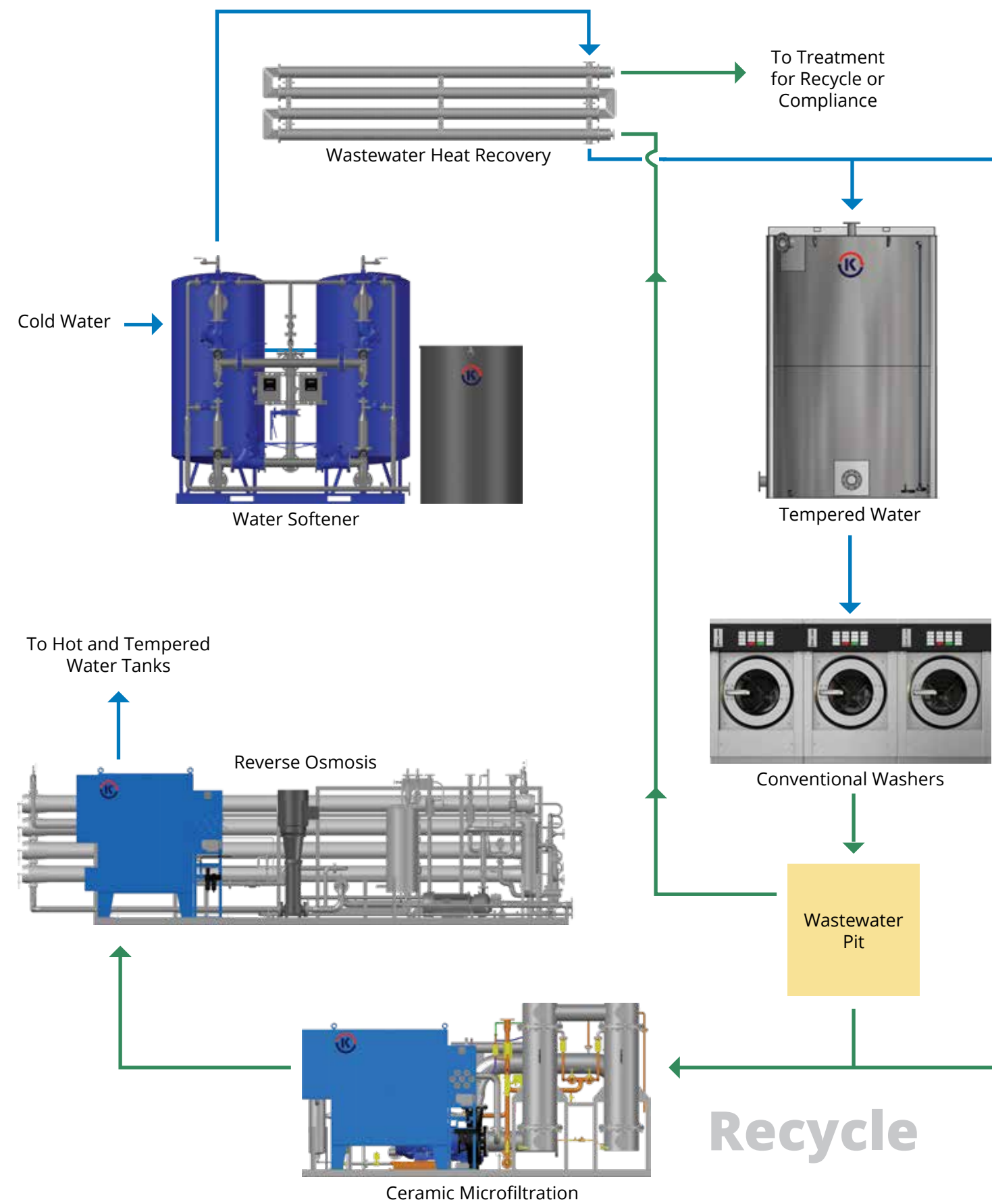
Standard Uniform Laundry Flow



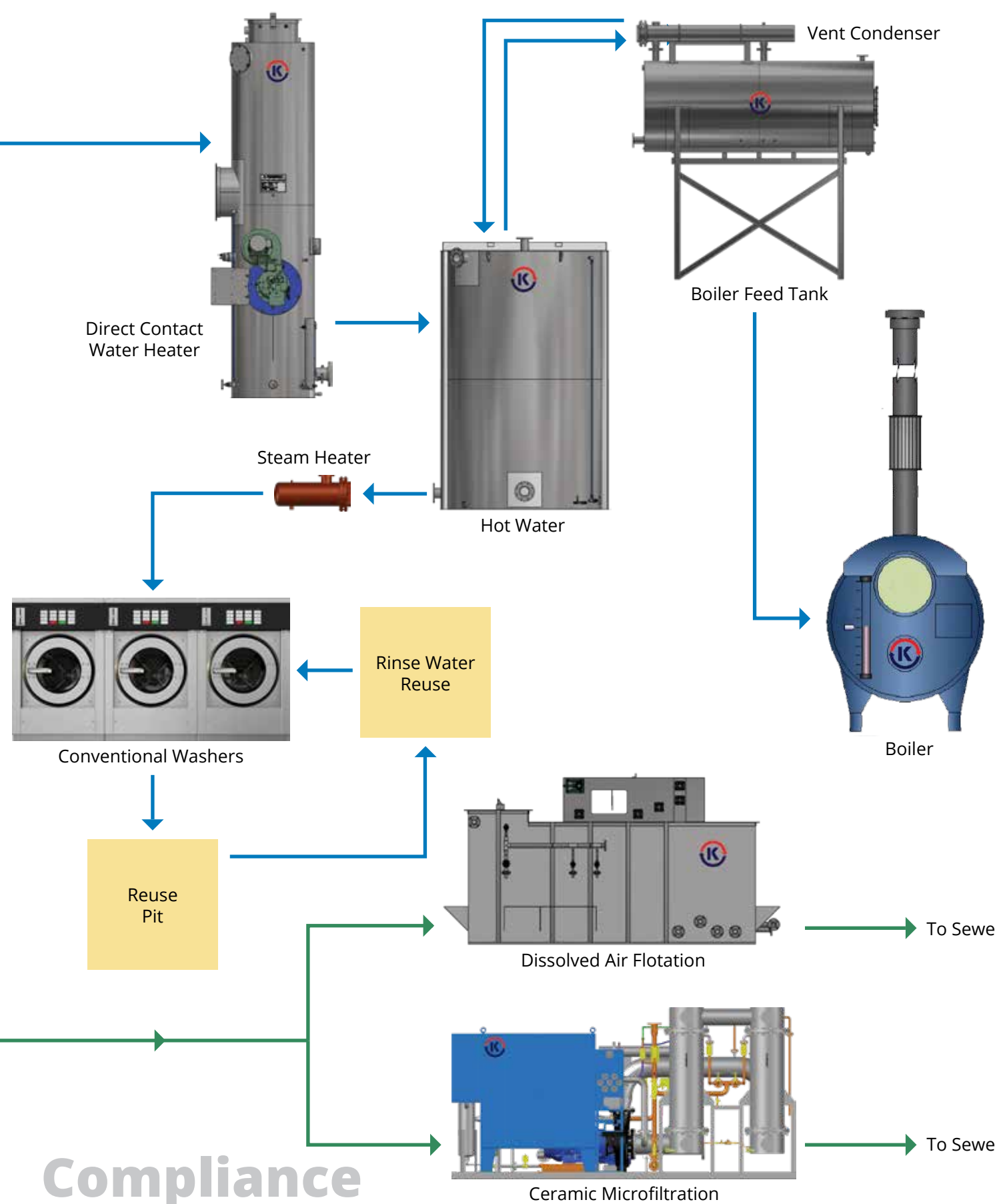
Conventional Washer - Stack Economizer



Standard Uniform Laundry Flow

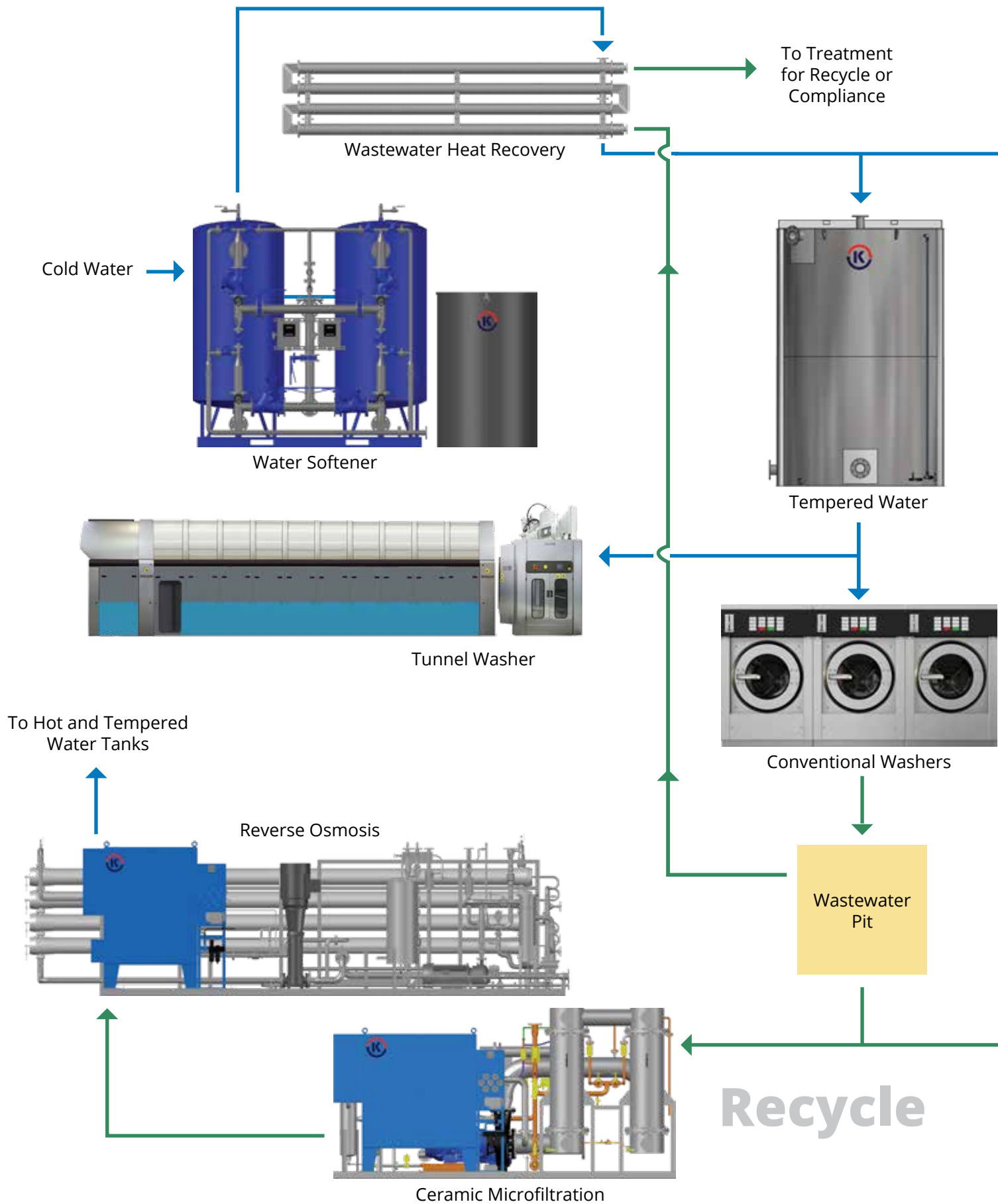


Conventional Washer - Direct Contact Water Heater

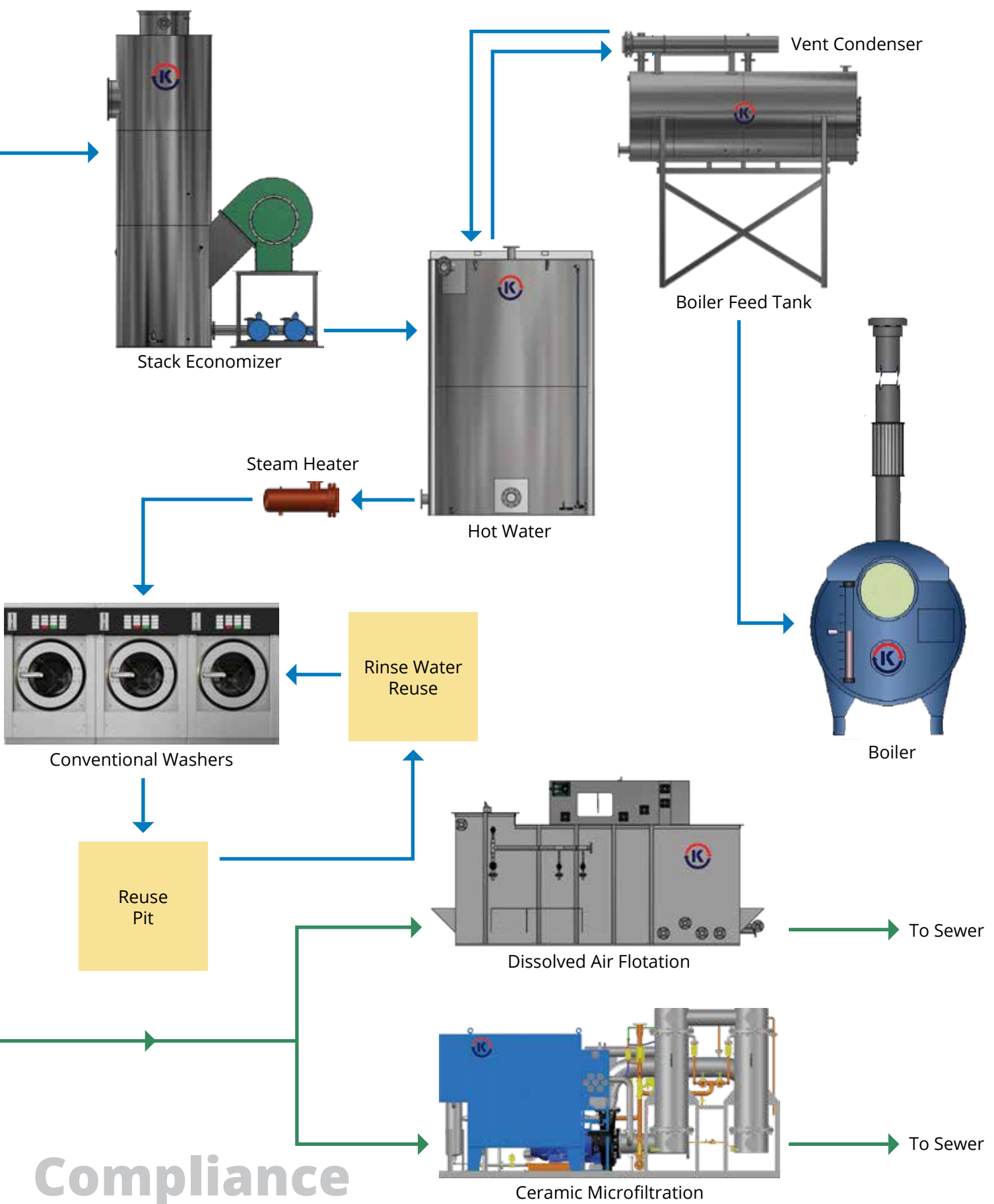


Compliance

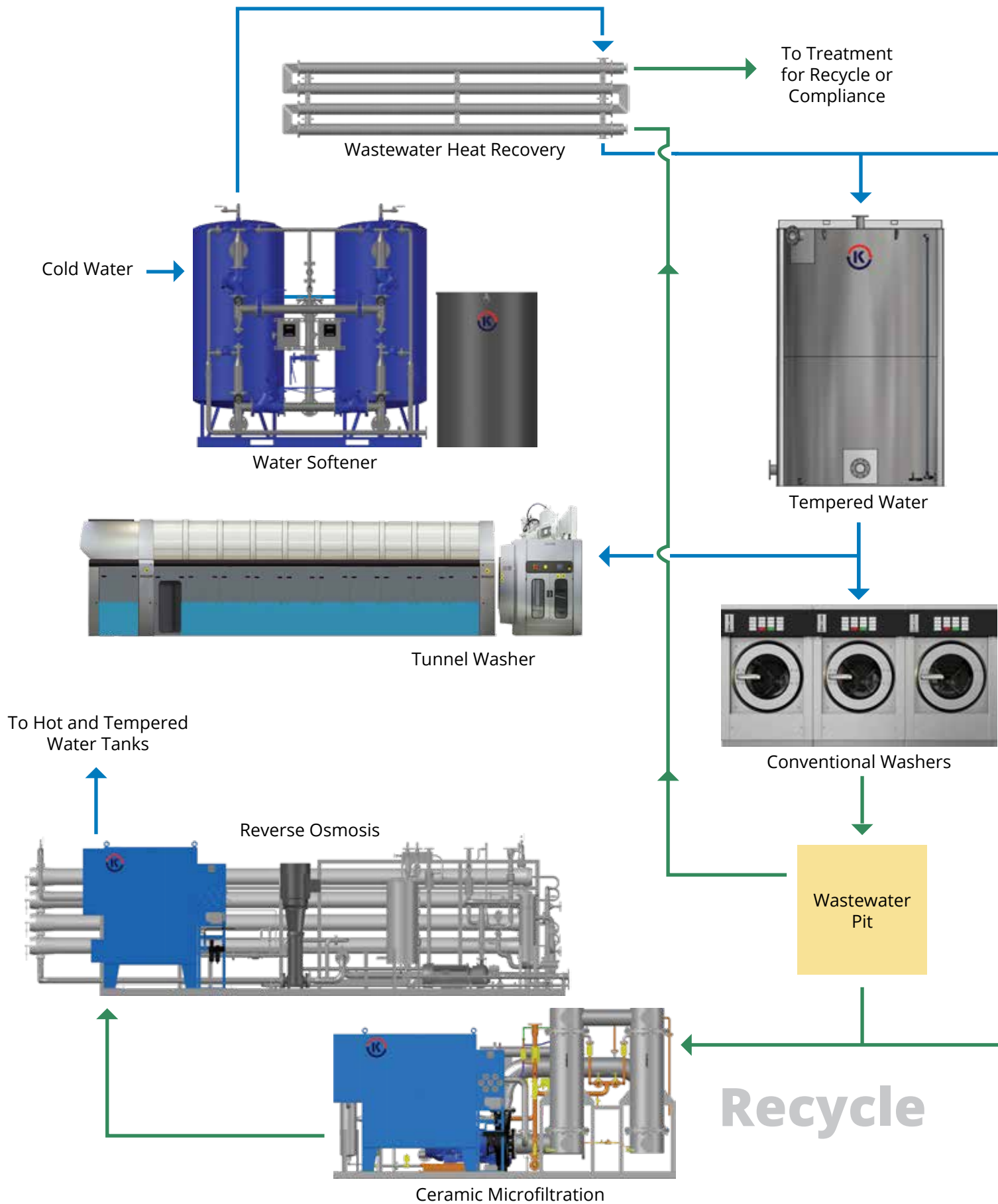
Standard Uniform Laundry Flow



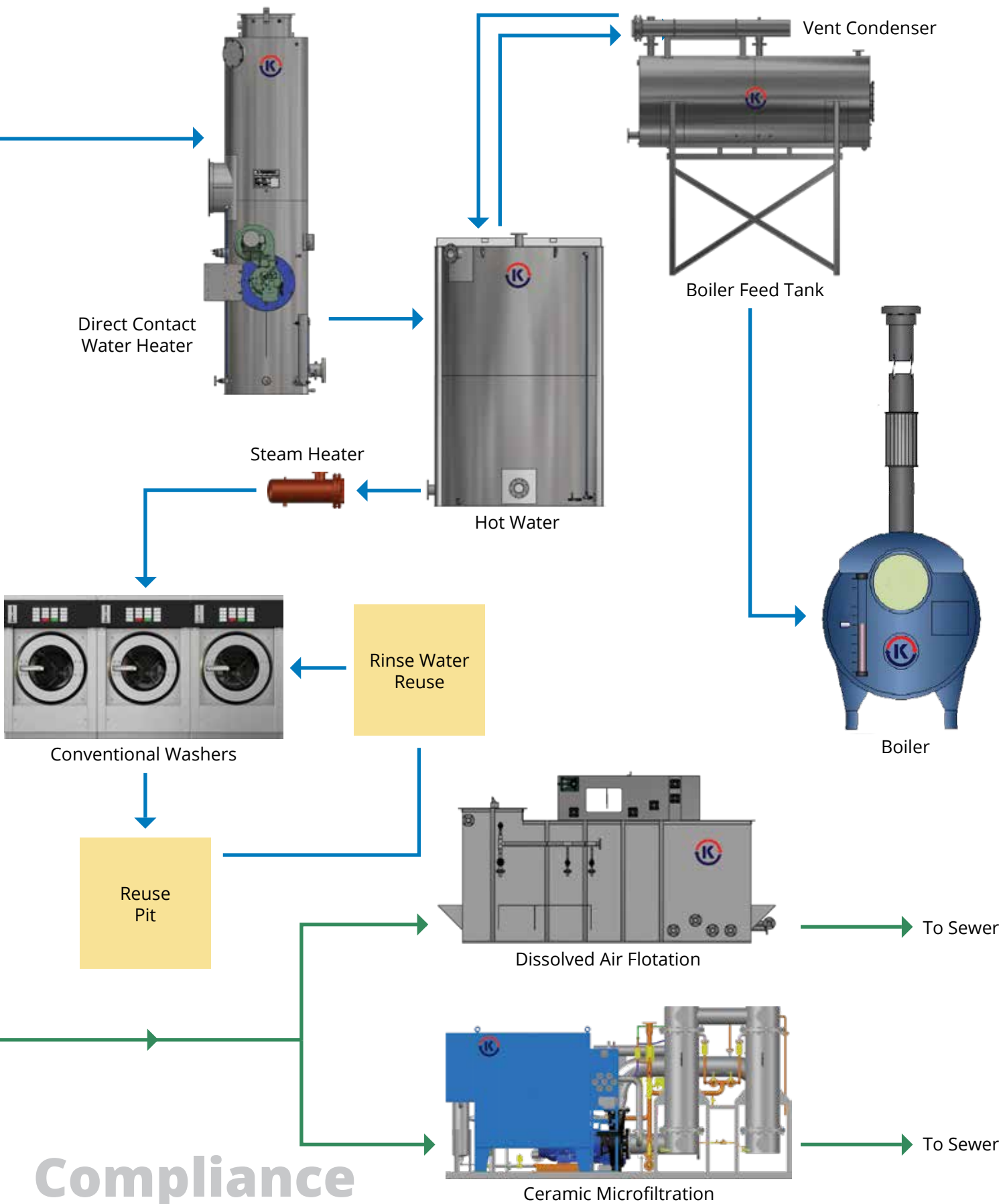
Mixed Plant - Stack Economizer



Standard Uniform Laundry Flow



Mixed Plant - Direct Contact Water Heater





Water Conditioning



Water Softeners

Water Softeners

Kemco water softeners are fully-loaded, using industrial-grade components designed and selected for optimum performance and reliability. High-capacity resin is used to remove calcium and magnesium ions from water supplied to the facility. This greatly improves the effectiveness in cleaning processes and minimizes damage to downstream equipment, fouling, scaling and thermal efficiency loss.

Features:

- Non-Coded or ASME-Coded Resin Tanks
- NSF/ANSI Standard 61 Certified Lining
- Stainless Steel or CPVC Piping
- Flow-Initiated Regeneration
- Automatic Valves
- Alternating Operation
- Pre-Piped
- Skid-Mounted
- Ready for Installation
- Single, Duplex and Triplex Design

Applications:

- City Water Conditioning
- Well Water Conditioning
- Boiler Feed Water Makeup



Specifications:

Tank Size (D x H)	Capacity (grains)	Brine Tank	Resin (cu. ft.)	Inlet	Outlet	Drain	Backwash (gpm)	Skid Dimensions (L x W x H)		
7" x 44"	15,000	18" x 33"	0.5	¾"	¾"	½"	1.2	38"	18"	52"
9" x 48"	30,000	18" x 33"	1.0	¾"	¾"	½"	2.0	42"	18"	56"
10" x 54"	45,000	18" x 40"	1.5	¾"	¾"	½"	3.0	45"	18"	62"
12" x 54"	60,000	18" x 40"	2.0	1"	1"	½"	3.5	49"	18"	60"
14" x 65"	90,000	18" x 40"	3.0	1"	1"	½"	5.0	54"	18"	73"
16" x 65"	120,000	24" x 40"	4.0	1"	1"	½"	6.0	64"	24"	73"
18" x 65"	150,000	24" x 40"	5.0	1 ½"	1 ½"	1"	8.0	72"	24"	75"
21" x 62"	210,000	24" x 50"	7.0	1 ½"	1 ½"	1"	12.0	78"	24"	75"
24" x 72"	240,000	24" x 50"	8.0	1 ½"	1 ½"	1"	15.0	84"	24"	82"
30" x 54"	300,000	24" x 60"	10.0	2"	2"	1 ½"	25.0	108"	44"	76"
30" x 60"	450,000	30" x 60"	15.0	3"	3"	1 ½"	25.0	114"	44"	82"
36" x 60"	600,000	39" x 60"	20.0	3"	3"	1 ½"	35.0	135"	50"	89"
36" x 72"	750,000	39" x 60"	25.0	3"	3"	1 ½"	35.0	135"	50"	101"
42" x 60"	900,000	42" x 60"	30.0	3"	3"	2"	45.0	150"	56"	94"
42" x 72"	1,050,000	50" x 60"	35.0	3"	3"	2"	45.0	158"	56"	106"
48" x 60"	1,200,000	50" x 60"	40.0	4"	4"	2"	60.0	190"	72"	98"

Reverse Osmosis - for water conditioning


Kemco provides two offerings of reverse osmosis filtration - water conditioning and wastewater recycling. When used with water entering a laundry facility, the reverse osmosis unit conditions the water, removing hardness ions, such as calcium and magnesium, as well as ions like salts. These impurities can cause fouling, scaling, oxidation damage, decrease efficiency and contaminate processes.

Features:

- Fully Packaged
- Low Pressure Design
- Flexible Design
- Variety of Types and Sizes of Membrane Housings
- Modular Design
- Automated Clean-in-Place

Applications:

- Process Water Softening
- Domestic Water Softening
- Boiler Feed Water Makeup
- Alternative to Traditional Ion Exchangers for Softening of Water



Specifications: (water conditioning)

Design (gpm)	Capacity (gpd)	RO Feed (gpm)	RO Reject (gpm)	Inlet Feed	Product	Reject	Nominal Operating Pressure (psi)	Pump (hp)	Shipping Weight (lbs)	Operating Weight (lbs)	Skid Dimensions (L x W x H)		
2.5	3,600	3.3-3.8	0.8-1.3	¾"	½"	½"	125	1.0	375	425	56"	17"	57"
3.8	5,400	5.0-5.8	1.2-2.0	¾"	½"	½"	125	1.0	425	475	56"	17"	57"
5.0	7,200	6.7-7.7	1.7-2.7	¾"	½"	½"	125	1.0	475	525	56"	17"	57"
6.3	9,000	8.4-9.7	2.1-3.4	¾"	½"	½"	125	1.0	525	575	56"	17"	57"
7.5	10,800	10.0-11.5	2.5-4.0	1"	1"	1"	125	1.5	575	650	56"	18"	66"
8.8	12,600	11.7-13.5	2.9-4.7	1"	1"	1"	125	1.5	625	700	56"	18"	66"
10.0	14,400	13.3-15.4	3.3-5.4	1"	1"	1"	125	1.5	675	750	56"	18"	66"
11.3	16,200	15.0-17.4	3.7-6.1	1"	1"	1"	125	1.5	725	800	56"	18"	66"



Reverse Osmosis



Open Tank Water Distribution

Open Water Distribution

Kemco open water systems readily provide flywheel volume at pressures and temperatures needed by production equipment. This eliminates the sags in pressure and time lost while “waiting for water” as experienced in older, pressurized systems. Our stainless steel tank can be flat bottom, conical bottom, horizontal, vertical, cylindrical, oblong, or rectangular. The systems also include level control and the ability to start or stop fluid flow to the storage tank. The storage volume is normally designed to absorb batch loads in combination with continuous loads.

Features:

- Stainless Steel Construction
- Level Monitoring and Control
- Inlet Valve(s)
- Pumps and VFDs
- Stands

Applications:

- Cold Water Storage and Pressure Boosting
- Tempered Water Storage and Delivery
- Hot Water Storage and Delivery
- Reuse Water Storage and Delivery
- Boiler Feed Water Systems
- Recycle Water Storage and Delivery
- Wastewater Storage and Delivery
- Equalization and Delivery
- Sludge Collection, Conditioning and Delivery



Specifications:

Various shapes and sizes up to 200,000 gallons

- Flat or Conical Bottom Tank
- Horizontal or Vertical Tank
- Cylindrical Tank
- Oblong Tank
- Rectangular Tank



Open Water Systems

Low Pressure Pumps


Ensuring rapid machine fill times can improve wash floor efficiencies. Kemco's low-pressure pump systems are designed to provide a consistent pressure and volume of water to the wash floor while requiring a minimum of electric power. Our designs consider both the total wash floor average, as well as peak demands, and strive to minimize machine fill times, giving the highest production capability possible.

Features:

- High-Capacity Pumps
- Stainless Steel Prepiping
- Stainless or Carbon Steel Skids
- Monarch Integration
- Variable Speed Drives

Applications:

- Cold Water Pressure Boosting
- Tempered Water Delivery
- Hot Water Delivery
- Reuse Water Delivery
- Boiler Feed Water Systems
- Recycle Water Delivery
- Wastewater Delivery
- Sludge Delivery



Specifications:

Processed Water:

Close-coupled, end-suction, horizontally-mounted centrifugal pumps

Wastewater:

Self-priming centrifugal pumps and air-operated diaphragm pumps



Open Water Systems



Direct Contact Water Heaters

TE-100 Series

Kemco's pioneering 99.7% efficient direct contact water heater, the TE-100 delivers hot water on demand. Each unit is custom designed to meet the customer's individual requirements, heating large volumes of water from an incoming cold temperature to a final hot usage temperature, in a single pass. Heated water, ready for use, is then stored in an open hot water tank.

Features:

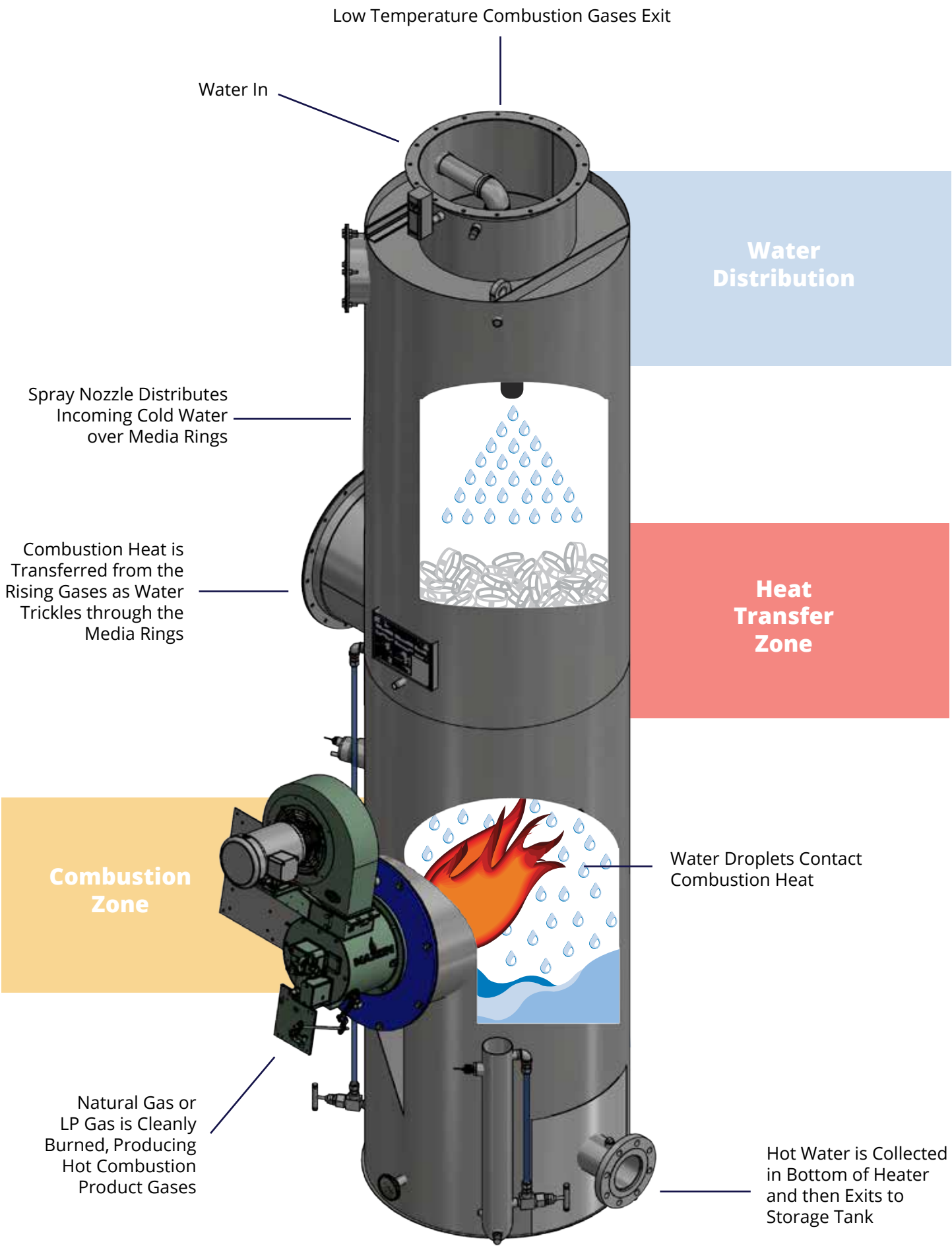
- On-Demand Hot Water
- Stainless Steel Construction
- Non-Pressure Vessel
- Heating Flows to 500 gpm
- Temperature as High as 199°F
- NSF-Certified Models
- Insurance-Rated Gas Trains
- PLC-Based System Control Panel
- Media Tower Manway
- No Operator Certification Required
- Low NO_x Available

Applications:

- Process Hot Water
- Heating Water for "Water to Water" Heat Exchanger Applications
- Cart Wash

Specifications:

Heater Size (mbtu)	Water Heating Capacity at ΔT 100°F (gph)	Dimensions (D X H)	Weight Empty (lbs)	Weight Flooded (lbs)	Water Inlet	Water Outlet	Gas Inlet	Min. Typical Connected Load (FLA)
1.2	1,440	25 ½" x 9'	1,000	1,450	1" - 2"	2"	1 ½"	5.0
2.0	2,400	30" x 10'	2,400	3,100	1 ¼" - 2"	3"	1 ½"	5.0
3.0	3,600	30" x 10'	2,400	3,100	1 ½" - 2"	3"	1 ½"	6.5
4.5	5,400	42" x 10'	2,650	3,850	2" - 2 ½"	4"	2"	6.5
5.5	6,600	42" x 10'	3,000	4,250	2" - 3"	4"	2"	8.0
7.0	8,400	54" x 11'	3,200	5,800	2 ½" - 3"	4"	2"	14.5
9.0	10,800	54" x 11'	3,200	5,800	3"	4"	2"	17.5
10.0	12,000	54" x 11'	3,200	5,800	3" - 4"	4" - 6"	2 ½"	24.5
12.0	14,400	69" x 11'	4,900	9,100	3" - 4"	6"	3"	24.5
15.0	18,000	76" x 11'	5,100	10,200	4"	6"	3"	24.5
18.0	21,600	84" x 11'	6,000	12,200	4"	6"	3"	43.5
21.0	25,200	84" x 11'	6,000	12,200	4"	6"	3"	55.5
25.0	30,000	96" x 12'	7,000	15,100	4"	8"	3"	68.5



GP Series

Kemco's GP water heater is a direct contact water heater line specifically engineered and designed for the laundry industry.

Features:

- On-Demand Hot Water
- 99.7% Efficiency
- Stainless Steel Construction
- Non-Pressure Vessel
- Temperature as High as 199°F
- Insurance-Rated Gas Trains
- Economical Choice
- Relay Logic-Based System Control Panel

Applications:

- Process Hot Water
- Cart Wash



Specifications:

Heater Size (mbtu)	Water Heating Capacity at ΔT 100°F (gph)	Dimensions (D X H)	Weight Empty (lbs)	Weight Flooded (lbs)	Water Inlet	Water Outlet	Gas Inlet	Min. Typical Connected Load (FLA)
2.0	1,714	30" x 10'	2,400	3,100	1 1/4" - 2"	3"	1 1/2"	5.0
3.0	2,571	30" x 10'	2,400	3,100	1 1/2" - 2"	3"	1 1/2"	6.5
4.5	3,857	42" x 10'	2,650	3,850	2" - 2 1/2"	4"	2"	6.5
5.5	4,714	42" x 10'	3,000	4,250	2" - 3"	4"	2"	8.0
7.0	6,000	54" x 11'	3,200	5,800	2 1/2" - 3"	4"	2"	14.5
9.0	7,714	54" x 11'	3,200	5,800	3" - 4"	4"	2"	17.5
10.0	8,571	54" x 11'	3,200	5,800	3" - 4"	4" - 6"	2 1/2"	24.5


Direct Contact Water Heater





Waste Heat Recovery

Flash Steam Heat Recovery



Vent Condenser

When an open-type condensate receiver (boiler feed system) is utilized in a laundry, up to 15% of the high temperature condensate flashes to vapor and is lost through the condensate system vent. The Kemco vent condenser recovers this flash vapor energy, transforming the otherwise wasted energy into viable work. The recovered heat trims the energy input required by heated water systems, which saves thousands of dollars annually in energy and chemical costs.

Features:

- Stainless Steel Tube Construction
- Simple, Intuitive Design
- No Pumps or Valves are Required
- No Moving Parts
- Reduces Losses due to Condensate Flashing

Applications:

- Process Water Heat Trimming



Sizes (D x L)	Heat Transfer Area (sq. ft.)	Shipping Weight (lbs)	Operating Weight (lbs)	Water Inlet	Water Outlet
6" x 60"	14	220	280	2"	2"
6" x 72"	16	240	320	2"	2"
6" x 84"	19	280	370	2"	2"
8" x 60"	37	380	490	3"	3"
8" x 72"	44	410	540	3"	3"
8" x 84"	52	440	590	3"	3"
10" x 60"	62	540	710	4"	4"
10" x 72"	74	600	800	4"	4"
10" x 84"	87	700	940	4"	4"



Wastewater Heat Recovery

Wastewater Heat Reclaimer


The Kemco wastewater heat reclaimer preheats incoming fresh water by transferring the heat from wastewater as it leaves the facility or goes on to further treatment. The Kemco heat reclaimer can effectively preheat water within 5° to 10°F of the wastewater stream; which means that if the incoming fresh water is approximately 60°F, then the recovery could be up to 60% of the original energy expended for water heating. This will deliver a return on investment from 12 to 24 months.

Features:

- Stainless Steel Construction
- Counter-Flow Design
- Pre-Filtration not Required
- Provides more than one Preheated Temperature
- Wall, Ceiling or Floor Mounted
- Four-Way, Non-Clogging, Reverse Flow Design

Applications:

- Regulatory Compliance for Wastewater Discharge Temperature
- Energy Recovery



Specifications:

Model	Size (D x L)	Flow Rate (gpm)	Shipping Weight (lbs)	Operating Weight (lbs)
4-4-30-10	4" x 30'	30	1,285	2,045
4-4-30-14	4" x 30'	42	1,420	2,180
4-6-30-31	6" x 30'	93	2,730	4,490
4-8-30-42	8" x 30'	126	3,350	6,520
4-8-30-55	8" x 30'	165	4,070	6,975
4-10-30-85	10" x 30'	255	6,065	10,585



Flue Gas Heat Recovery

Condensing Stack Economizer

Kemco's stack economizer is designed to be an energy savings solution to recover heat that would have otherwise been lost out of the boiler stack. Typical gas-fired boilers send 20% or more of their consumed energy out of their exhaust. This loss can mean that for every dollar spent on fuel, the boiler system delivers only 65 to 70 cents worth of useful heat (after transmission losses). The Kemco stack economizer will recover nearly 100% of the heat going up your stack; the dollars saved on fuel in just one year may be enough to pay for the cost of the system. This rapid return on investment exceeds that of other conventional economizer types of equipment on the market today.



Features:

- Stainless Steel Construction
- Draft Assistance - Minimizes Back-Pressure on Boiler
- Safely Reduce Stack Gases within 10°F of entering Cold Water Temperature
- Rapid ROI
- Side Stream - No Cold-End Corrosion
- Twice the Recovery when compared to Traditional Fin Tube Economizers

Applications:

- Process Water Preheating and Heating
- Boiler Feed Water Makeup Preheating

Specifications:

Boiler Size (hp)	Recoverable Energy (btu/hr)	Dimensions (D X H)	Weight Empty (lbs)	Weight Flooded (lbs)	Water Inlet	Water Outlet	Flue Gas Inlet	Flue Gas Outlet
100	670,000	30" x 8'	800	1,500	1 ½"	3"	18 "	18"
200	1,340,000	36" x 10'	1,200	2,200	2" - 2 ½"	4"	24"	24"
300	2,020,000	42" x 10'	1,300	2,600	2" - 2 ½"	4"	24"	24"
400	2,690,000	48" x 10'	1,400	3,100	2" - 2 ½"	4"	30"	30"
500	3,360,000	54" x 10'	1,600	3,700	2" - 2 ½"	4"	36"	36"
600	4,030,000	69" x 10'	1,900	5,300	2 ½" - 4"	4" - 6"	36"	36"



Heat Exchangers

Condensate Coolers

The Kemco condensate cooler transfers heat from the condensate to the process water reducing the the temperature as it returns to the boiler feed tank. This minimizes effects such as high levels of noise and vibration in the system.

Features:

- Stainless Steel Tube Construction

Applications:

- Condensate Return Management

Steam Heater


The Kemco steam heater provides a water heating method that is more efficient than live steam injection into the process water. Use of a shell and tube type design allows for trapping and passing condensate back to the boiler feedwater system, saving the sensible heat energy in the water and reducing the required amount of make-up water and treatment chemicals. This aids in supplementing the efficient operation of the facility.

Features:

- Stainless Steel Tube Construction
- Standard Pressure Regulated Steam Inlet Controls
- Effective Steam Trapping Systems
- Pneumatic or Electric Condensate Pumping Systems
- Staged Steam Control Valves

Applications:

- Process Fresh Water Heating
- Process Wastewater Heating



Specifications:

Sizes (D x L)	Heat Transfer Area (sq. ft.)	Shipping Weight (lbs)	Operating Weight (lbs)	Steam Inlet	Condensate Outlet
6" x 60"	14	220	280	3"	1 ½"
6" x 72"	16	240	320	3"	1 ½"
6" x 84"	19	280	370	3"	1 ½"
8" x 60"	37	380	490	4"	1 ½"
8" x 72"	44	410	540	4"	1 ½"
8" x 84"	52	440	590	4"	1 ½"
10" x 60"	62	540	710	6"	2"
10" x 72"	74	600	800	6"	2"
10" x 84"	87	700	940	6"	2"



Wastewater Pretreatment & Wastewater Recycling



Physical - Chemical

pH Control

The requirement for pH adjustment or neutralization is common to industrial and commercial laundries. Discharge pH limits vary from region to region, however, the consequences of discharging outside these limits are often fines and damage to the environment.

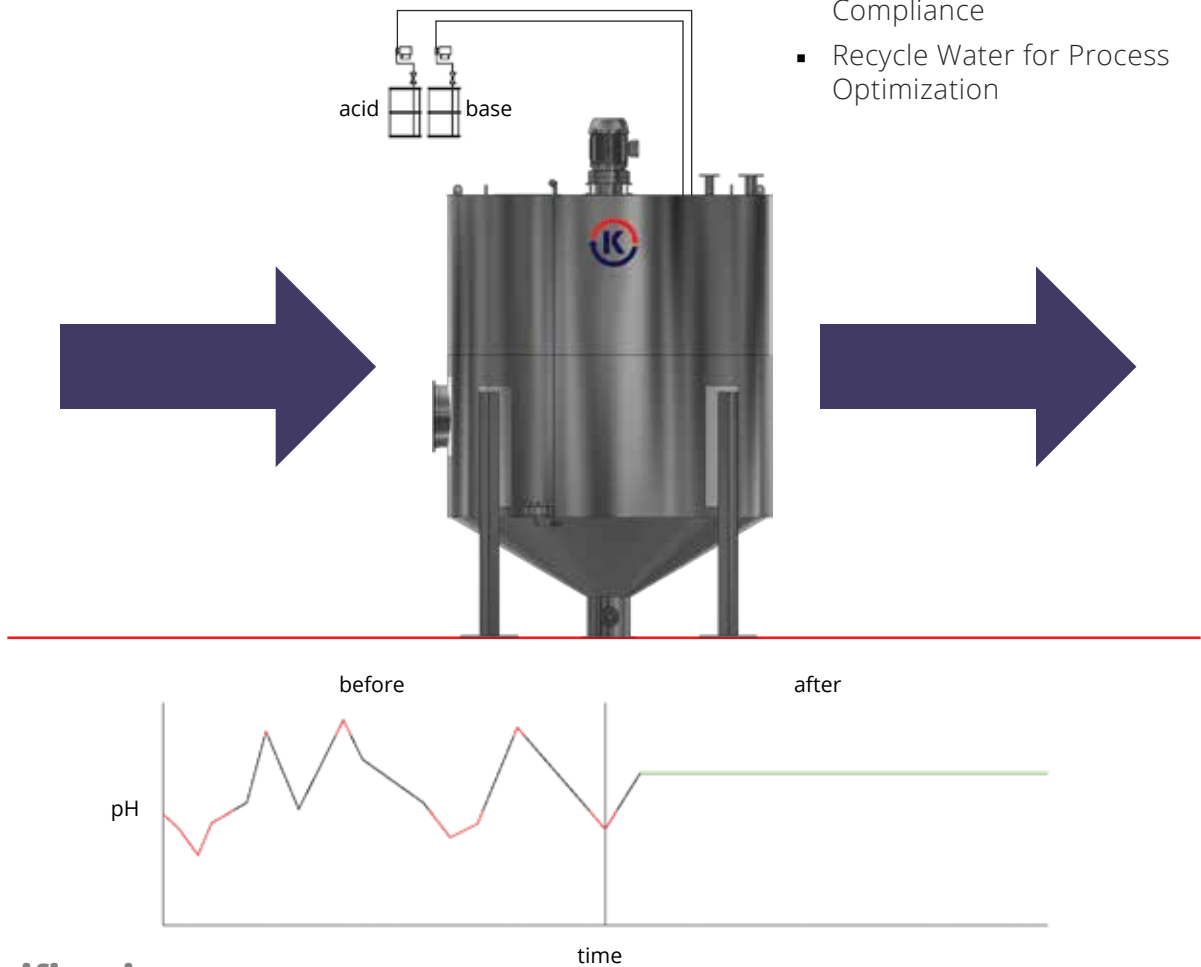
The preferred method for pH neutralization of waste streams is by automatic addition of acid or caustic. The ideal set-up consists of a treatment tank with a mixer, an in-tank pH sensor, in-tank level control, metering pumps for acid and caustic injection, an automated drain valve or pump for the effluent, and a control panel.

Features:

- Tunable Proportional (PID) Control System
- Non-Fouling Flat Glass pH Probes
- Precise Chemical Metering Pumps

Applications:

- Wastewater for Discharge Compliance
- Recycle Water for Process Optimization



Specifications:

pH Sensors:

- Analog pH signal for control function
- Accurate across full scale 0 to 14
- Polycarbonate construction with flat surface glass electrode

Chemical Metering Pumps:

- Positive displacement pumps
- Chemically resistant materials of construction for acids and bases
- Manually adjustable and external (pH signal) speed control

Dissolved Air Flotation

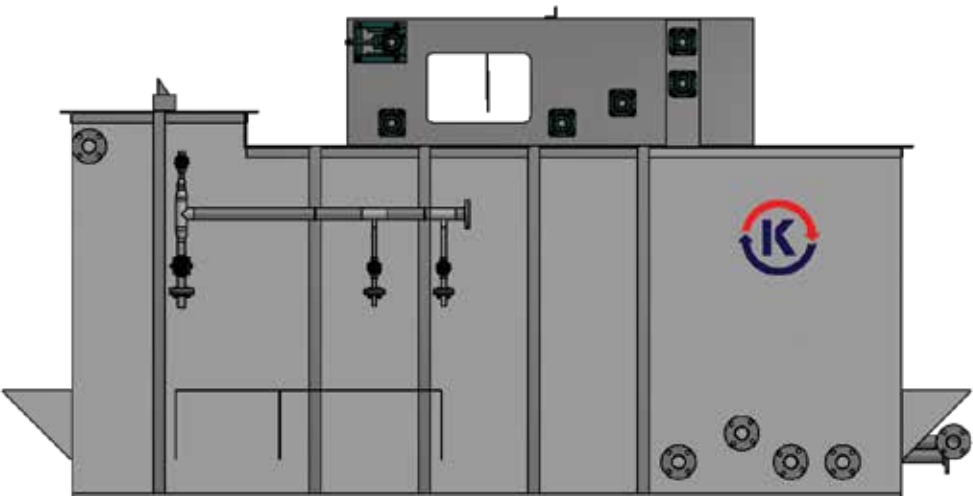
Kemco's Dissolved Air Flotation system (DAF) is designed to give maximum operator flexibility and maximum removal of oils, greases, skimmings and solids. We have taken DAF technology to a new level of performance with our centrifugal DAF pump. The multi-phase air saturation pump provides maximum air flotation with minimum maintenance cost and upkeep. The Kemco DAF system is available with chemical coagulant/flocculant mix systems designed to optimize the effectiveness of treatment chemicals.

Features:

- Stainless Steel Construction
- PLC Controls
- Chemical Mix Tanks or Serpentine Reactor
- Low-Profile Clarifier Design
- Compact Rectangular or Round Design
- Hydraulic Loading - 2 gpm to 8 gpm per sq. ft.
- Physical-Chemical Treatment System
- Monarch Integration

Applications:

- Wastewater Discharge Compliance
- Water Reuse



Specifications:

Model	Dimensions (L x W x H)	Connected Load (FLA)	Shipping Weight (lbs)	Operating Weight (lbs)	Inlet	Outlet	Flow (gpm)
KSI-DAF-50	144" x 58" x 66"	23	4,800	14,200	2"	2"	0 - 50
KSI-DAF-75	149" x 79" x 66"	28	5,500	26,300	4"	2 ½"	0 - 75
KSI-DAF-100	188" x 84" x 66"	46	6,700	34,800	4"	2 ½"	50 - 100
KSI-DAF-150	233" x 79" x 66"	56	7,700	42,800	4"	3"	100 - 150
KSI-DAF-200	296" x 99" x 66"	70	8,800	52,800	4"	3"	150 - 200
KSI-DAF-250	338" x 99" x 66"	80	9,700	62,900	4"	3"	200 - 250



Dissolved Air Flotation



Sludge Dewatering

Filter Press

Kemco's filter press systems provide dewatering of liquid waste residuals for ultimate disposal of dry, solid waste. The filter press reduces the volume of waste and removes free liquids so the waste can be disposed of in landfills, reducing waste treatment and disposal cost.

Features:


- Automated Operation
- Air-Operated Diaphragm Feed Pump
- Chemical Mix and Precoat
- Expandable
- Semi-Automatic Shifter Available

Applications:

- Dissolved Air Flotation Sludge Dewatering
- Ceramic Microfiltration Sludge Dewatering

Specifications:

Model	Capacity (cu. yds)	Surface-Area (mm)
KSI-470	5	470
KSI-630	12	630
KSI-800	30	800
KSI-1000	60	1,000
KSI-1200	80	1,200
KSI-1500	150	1,500





Coarse Filtration

Hydrocyclone

Kemco's hydrocyclone system is a centrifugal separating device which is designed for separating solids from liquids. The hydrocyclone can be used as a stand-alone product to reduce the sand and gravel from laundry waste, or as a pre-filtration for the Kemco CMF/RO recycling system.

Features:

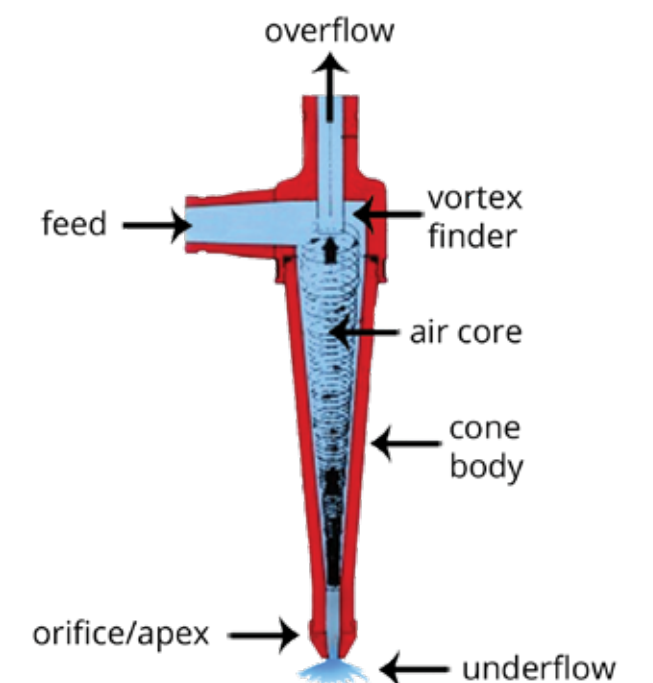
- High-Volume Capacity
- Fine Micron Separation
- No Moving Parts
- Small Space Requirements
- Low Maintenance
- Abrasion-Resistant Urethane
- Modular and Scalable Design

Applications:

- Coarse Filtration of Inlet Water Streams
- Coarse Filtration of Wastewater Streams
- Sludge Management
- Pretreatment for Ceramic Microfiltration

Specifications:

Flow: up to 50 gpm per module



Stationary Wedge Wire Screen

Kemco's stationary wedge wire screen is designed to separate suspended solids from wastewater. The wastewater enters at the inlet to the screen in the head box, where the water overflows to a concave shaped wedge wire screening area and the filtered water drops through the screen. The solids roll off the top of the screen down to the solids collection area. Screens can be outfitted with a spray bar for high pressure hot or cold water wash down to keep solids from accumulating on the screen surface.



Features:

- Stainless Steel Construction
- Self-Cleaning CIP
- Flow Rates up to 300 gpm

Applications:

- Commercial and Industrial Laundry Wastewater Coarse Filtration for Suspended Solids

Specifications:

Model	Screen Area	Shipping Weight (lbs)	Inlet	Outlet	Flow (gpm)
KSI-075	24" x 50"	260	4"	4"	0 - 75
KSI-125	36" x 50"	390	4"	6"	75 - 125
KSI-150	48" x 50"	515	4"	6"	125 - 150
KSI-200	60" x 50"	640	6"	8"	150 - 200
KSI-300	72" x 50"	770	8"	10"	200 - 300

Shaker Screen

The Kemco shaker screen's multi-stage filtration can handle a broad range of materials at high production rates. The shaker screen can accommodate varying flow rates and separate fine, coarse, heavy and light particles. As many as four screen decks can be incorporated in one separator with quick change screen capability. The Kemco shaker screen is driven by a vertical electric motor; an adjustable eccentric weighted arm controls the motion of the unit and can be adjusted to provide a variety of simultaneous media flow directions.

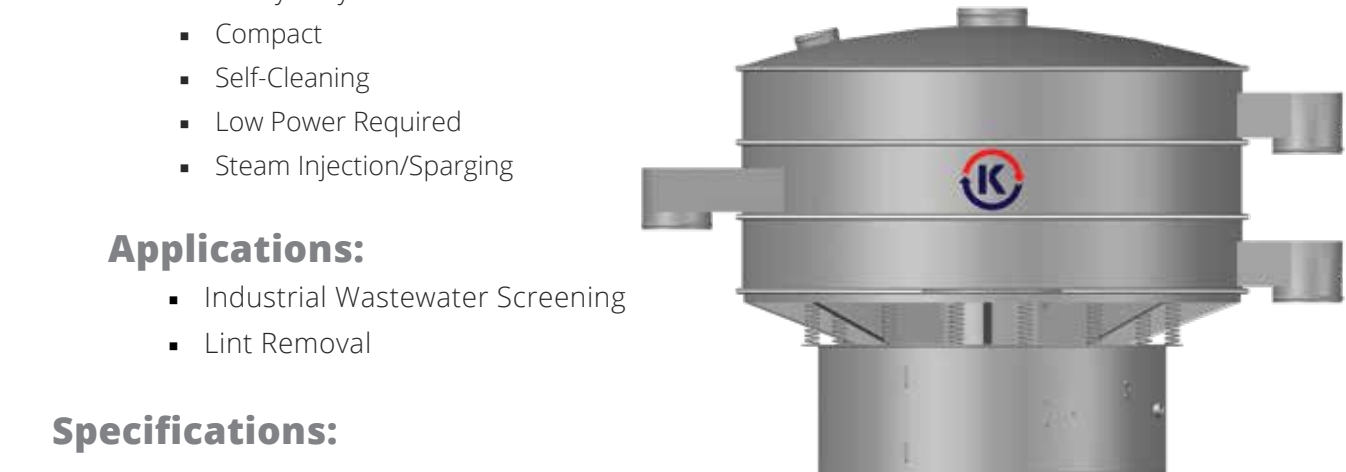
Features:

- Easy Clean-Out
- Heavy Duty Construction
- Compact
- Self-Cleaning
- Low Power Required
- Steam Injection/Sparging

Applications:

- Industrial Wastewater Screening
- Lint Removal

Specifications:



single-deck models	Model	Deck Size	Screen Mesh	Motor Size (hp)	Shipping Weight (lbs)	Operating Weight (lbs)	Inlet Conn	Outlet Conn	Flow (gpm)
	KSI K24-1-SS-80	24"	80	0.33	300	450	6"	6"	20 - 40
	KSI K30-1-SS-80	30"	80	0.50	350	550	6"	6"	40 - 70
	KSI K40-1-SS-80	40"	80	0.50	450	700	8"	8"	80 - 150
	KSI K48-1-SS-80	48"	80	2.50	620	850	8"	8"	160 - 250
	KSI K60-1-SS-80	60"	80	2.50	700	1,000	8"	8"	260 - 400
	KSI K24-1-SS-120	24"	120	0.33	300	450	6"	6"	15 - 30
	KSI K30-1-SS-120	30"	120	0.50	350	550	6"	6"	30 - 60
	KSI K40-1-SS-120	40"	120	0.50	450	700	8"	8"	70 - 130
	KSI K48-1-SS-120	48"	120	2.50	620	850	8"	8"	140 - 220
multi-deck models	KSI K60-1-SS-120	60"	120	2.50	700	1,000	8"	8"	230 - 340
	KSI K24-2-SS-80/325	24"	80/325	0.33	350	500	6"	6"	8 - 12
	KSI K30-2-SS-80/325	30"	80/325	0.50	400	600	6"	6"	15 - 24
	KSI K40-2-SS-80/325	40"	80/325	0.50	500	750	8"	8"	27 - 35
	KSI K48-2-SS-80/325	48"	80/325	2.50	730	950	8"	8"	40 - 65
	KSI K60-2-SS-80/325	60"	80/325	2.50	850	1,150	8"	8"	75 - 100
	KSI K24-2-SS-80/250	24"	80/250	0.33	350	500	8"	8"	10 - 15
	KSI K30-2-SS-80/250	30"	80/250	0.50	400	600	8"	8"	20 - 35
	KSI K40-2-SS-80/250	40"	80/250	0.50	500	750	8"	8"	40 - 60
	KSI K48-2-SS-80/250	48"	80/250	2.50	730	950	8"	8"	70 - 130
	KSI K60-2-SS-80/250	60"	80/250	2.50	850	1,150	8"	8"	150 - 210

flow rates vary with solids loading



Membrane Filtration

Ceramic Microfiltration

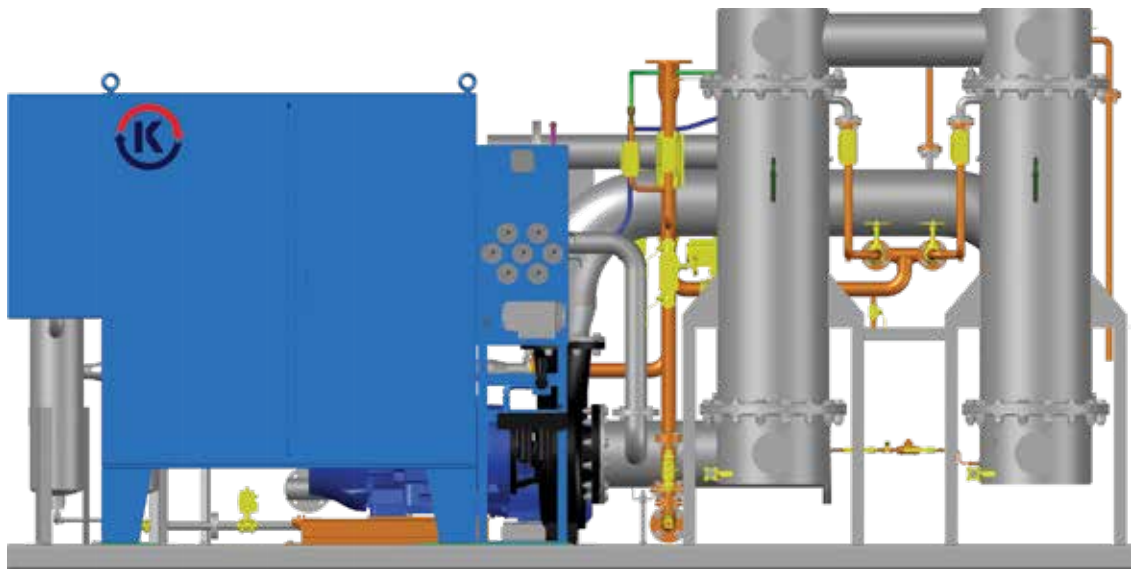
Kemco's ceramic microfiltration is a cost-effective way to achieve a high recycle rate for industries that require removal of suspended contaminants from wastewater without the addition of treatment chemicals. Through the use of ceramic elements with porosity of well less than 0.1 micron, wastewater is cleansed to a recyclable quality.

Features:

- Fully Packaged
- Standard Skid Design for Expandability
- Stainless Steel Construction
- Ceramic Filter Elements
- Tolerates pH 0 - 14
- Trouble-Free Cleaning
- High Temperature Tolerance
- Minimizes Disposal Charges
- Remote Monitoring
- Low Maintenance
- Monarch Integration
- Cross-Flow Design
- Ceramic Elements can be Thermally Rejuvenated

Applications:

- Suspended Solids, Oils & Greases, and BOD / COD reduction
- Recycling Water in Industrial Processes
- Wastewater Compliance Measures in Lieu of DAF
- Water Volume Reduction and Concentration Processes



Specifications:

Media Porosity:
0.05 to 0.2 micron

Standard Skid:
Dimensions: 175" x 60" x 80"
Shipping Weight: 7,700 lbs
Flooded Weight: 12,000 lbs

Flow Rates:
10 - 200 gpm

Reverse Osmosis - for wastewater recycling

As a secondary filtration system to the CMF, Kemco's wastewater reverse osmosis increases the overall rate of water recycling by substantially removing Biochemical Oxygen Demand (BOD), Chemical Oxygen Demand (COD) and Total Dissolved Solids (TDS).

Features:

- Fully Packaged
- Low Pressure Design
- Flexible Design
- Modular Design
- Proprietary High-Temperature Design
- Automated Clean-in-Place

Applications:

- Process Wastewater Compliance
- Process Wastewater Reuse/ Recycling

Specifications:

Flow Rates:
10 - 200 gpm



Reverse Osmosis

CMF - RO Patent Pending


Kemco has a new, patent-pending, process for treating high-strength industrial wastewater. This innovation takes advantage of the robust ceramic microfiltration to remove Total Suspended Solids (TSS) and Oils and Greases (O&G). This first step, in combination with Kemco's specially designed high temperature reverse osmosis system, can produce treated water that is of the highest standard, allowing for water reuse. Reverse osmosis can then remove Total Dissolved Solids (TDS) such as salts, organics, detergents and other contaminants. This combination achieves low TDS, low BOD and produces exceptional water which can be reused back in industrial process.

Features:

- Fouling-Resistant Cross Flow Filtration Technology
- Can withstand Aggressive Conditions: High temperature, Acids, Alkaline and Corrosive Components
- Minimal Maintenance
- Automated System for User-Friendly Operation

Applications:


- Laundry Process Wastewater Recycling



Ceramic Microfiltration



Reverse Osmosis



Controls

Monarch

The Monarch system optimizes process variables through perfectly balancing water and energy processing equipment. Monarch Controls can acquire, store, and log data efficiently. This allows for most process variables to be trended, providing you with a true efficiency evaluation. With Monarch Controls, you operate at optimal design efficiency, and realize 100% of your ROI throughout the life of your system.

Features:

- Data Logging
- Remote Access and Control
- Track Process Variables
- Monitor System Operation
- Alerts with Troubleshooting
- Building Management Control System Interface Available

Applications:

- Complete Water System Control and Monitoring

Specifications:

- Allen-Bradley Micrologix 1400 or Compact Logix PLC
- Industrial Computer or Magelis Color HMI



Relay Logic

A cost-effective electrical control method used on smaller systems, where the output of the control circuit is strictly dependent on the action of the input devices. Circuits are populated with relays which, dependent on position or type, provide the designated output.

Features:

- Simple
- Economical
- Compact
- Easy to Service

Applications:

- Equipment Control Circuits

Specifications:

- Designed to UL508A specs

Programmable Logic Controller (PLC)

A method of electrical control logic where a central processing unit reads and evaluates system parameters and can compare these inputs to current and historical values (sequential logic) and provide single or multiple outputs based on a programmed solution. The major differences between relay and PLC logic are combinational versus sequential logic and the speed under which similar tasking can be accomplished.

Features:

- Flexibility
- Easy to Modify
- No Wiring Change
- Expandable

Applications:

- Equipment Control Circuits
- Facility Utility Monitoring and SCADA or SQL Interface

Specifications:

- 120VAC or 24 VDC



Quality Service and Support

Well after the initial installation, Kemco continues to act as a partner delivering superior value and exceptional customer service. We support and service our complete product offering and have extensive knowledge and training available for the products that are integrated into your facility.

With our care, your equipment gets the treatment it needs from the people who know it best.

Questions about your equipment? Time for your next scheduled maintenance? Our well-trained service staff are here to provide you with the highest levels of customer service.

Product Support Services:

- 24/7 emergency service HOTLINE
- Startup and commissioning
- Troubleshooting
- Quick-ship delivery of parts

Maintenance Programs:

- Comprehensive preventative maintenance plans
- Planned, non-emergency corrective maintenance
- Emergency on-site response
- Remote monitoring and diagnosis of internet connected PLC controlled systems
- Monthly reporting plans as part of extended service plans for internet connected PLC controlled systems

Design and Build Services:

- Project management
- Mechanical room design and layout
- Turnkey installation services

800-633-7055 | 727-573-2323

www.kemcosystems.com





800-633-7055 | 727-573-2323

11500 47th Street N | Clearwater, FL 33762

www.kemcosystems.com

